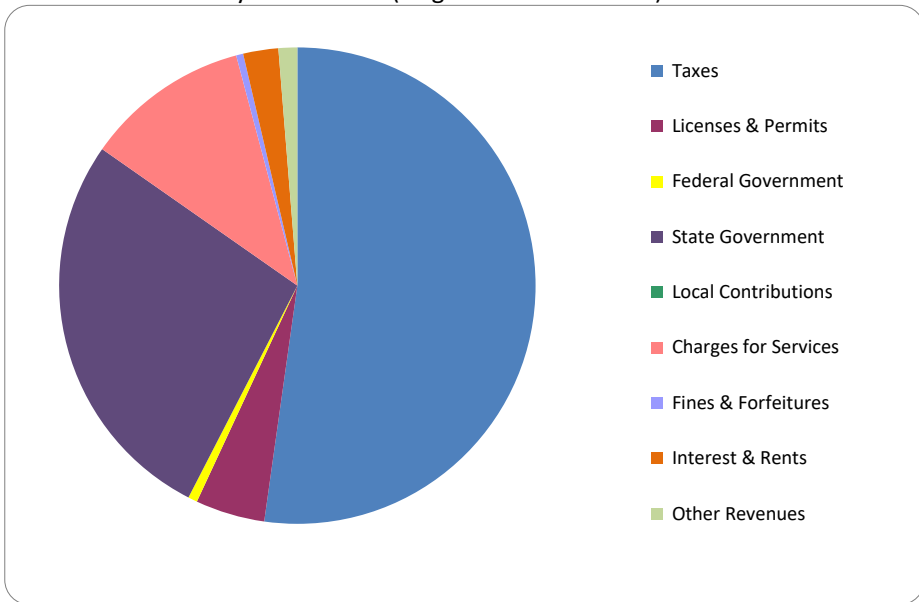


**CITIZEN'S GUIDE TO LOCAL UNIT FINANCES - City of Norton Shores (21-6050)**

**REVENUES**

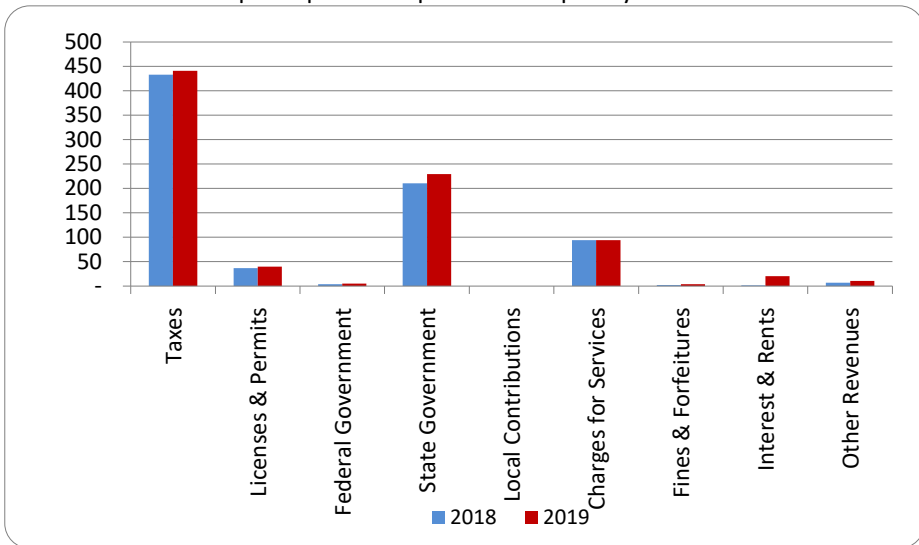
**1. Where our money comes from (all governmental funds)**



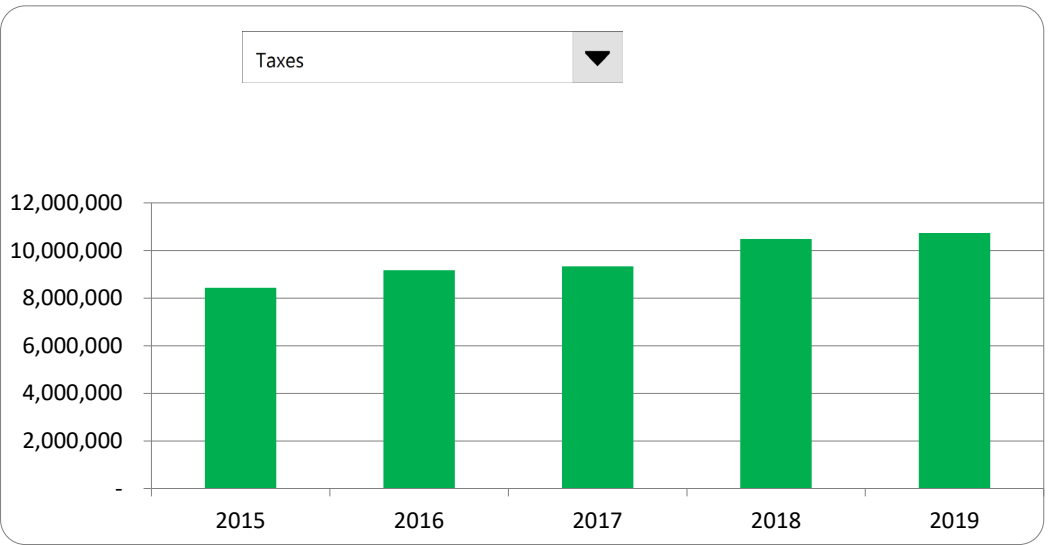
**2. Compared to the prior year**

	<u>2018</u>	<u>2019</u>	<u>% change</u>
Taxes	\$ 10,480,320	\$ 10,734,979	2.43%
Licenses & Permits	884,011	967,434	9.44%
Federal Government	90,820	129,119	42.17%
State Government	5,094,754	5,581,385	9.55%
Local Contributions	-	-	N/A
Charges for Services	2,272,740	2,291,827	0.84%
Fines & Forfeitures	54,553	98,617	80.77%
Interest & Rents	35,328	489,833	1286.53%
Other Revenues	168,665	262,051	55.37%
<b>Total Revenues</b>	<b>\$ 19,081,191</b>	<b>\$ 20,555,245</b>	<b>7.73%</b>

**3. Revenue sources per capita - compared to the prior year**



**4. Historical trends of individual sources**



**Commentary:**

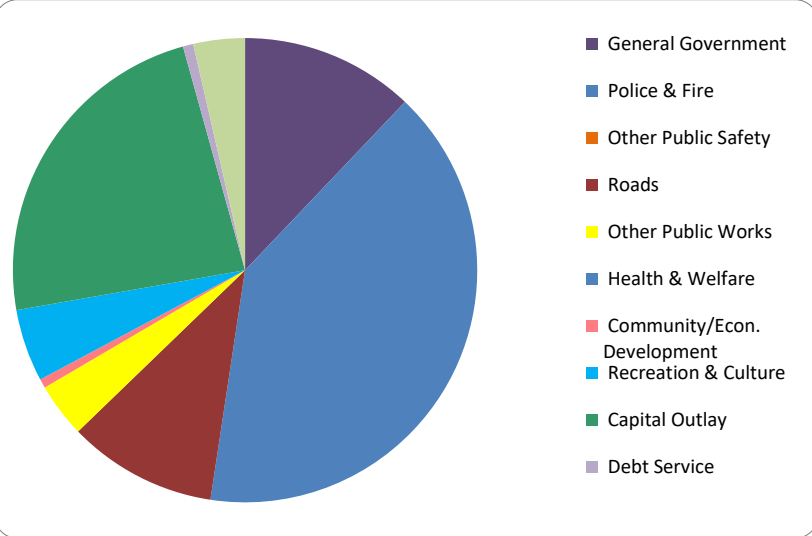
For more information on our unit's finances, contact Michael Huston at 231 799-6805.

**CITIZEN'S GUIDE TO LOCAL UNIT FINANCES - City of Norton Shores (21-6050)**

**EXPENDITURES**

**1. Where we spend our money (all governmental funds)**

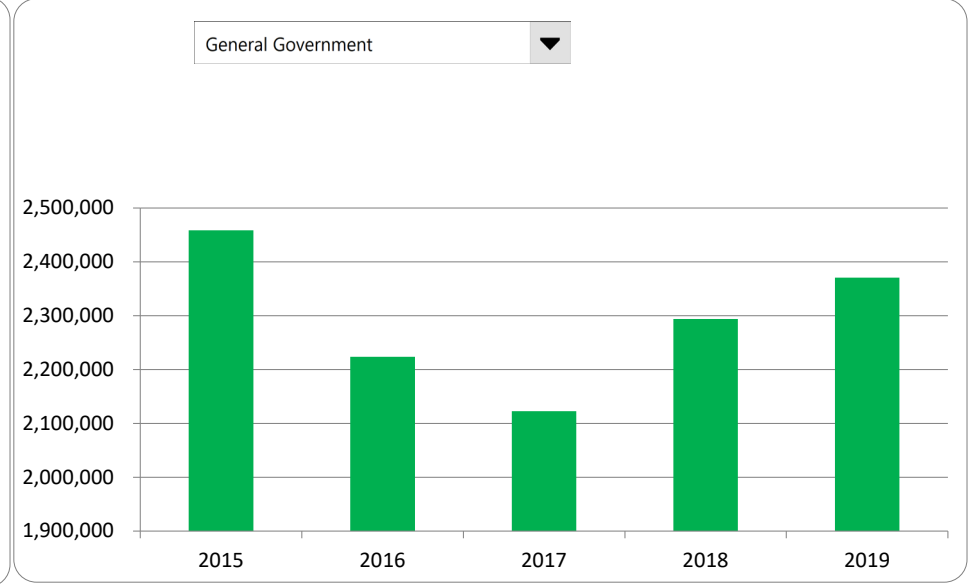
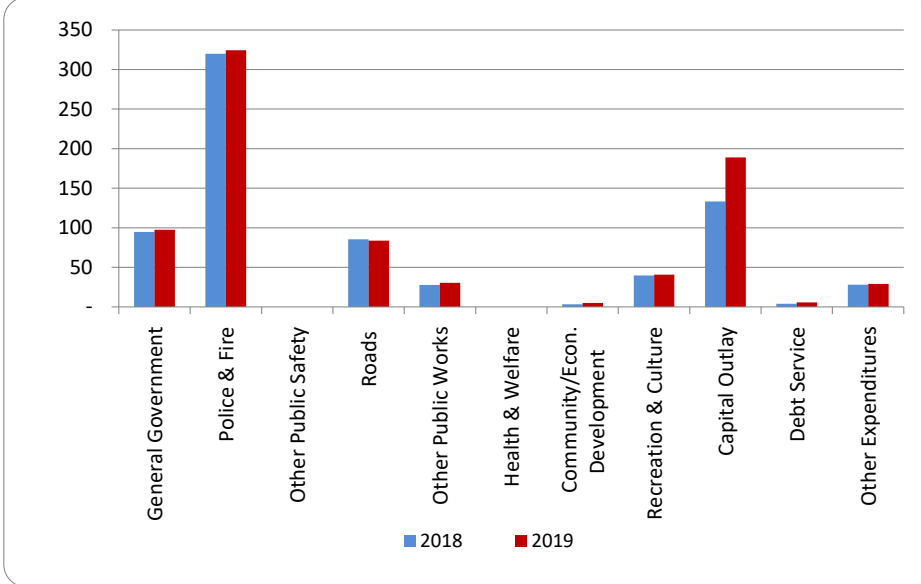
**2. Compared to the prior year**



	2018	2019	% change
General Government	\$ 2,294,125	\$ 2,370,957	3.35%
Police & Fire	7,744,753	7,897,058	1.97%
Other Public Safety	-	-	N/A
Roads	2,069,003	2,037,061	-1.54%
Other Public Works	672,590	742,742	10.43%
Health & Welfare	-	-	N/A
Community/Econ. Development	77,817	123,924	59.25%
Recreation & Culture	958,910	988,866	3.12%
Capital Outlay	3,223,945	4,595,278	42.54%
Debt Service	96,487	141,022	46.16%
Other Expenditures	682,340	703,960	3.17%
<b>Total Expenditures</b>	<b>\$ 17,819,970</b>	<b>\$ 19,600,868</b>	<b>9.99%</b>

**3. Spending per capita - compared to the prior year**

**4. Historical trends of individual departments:**



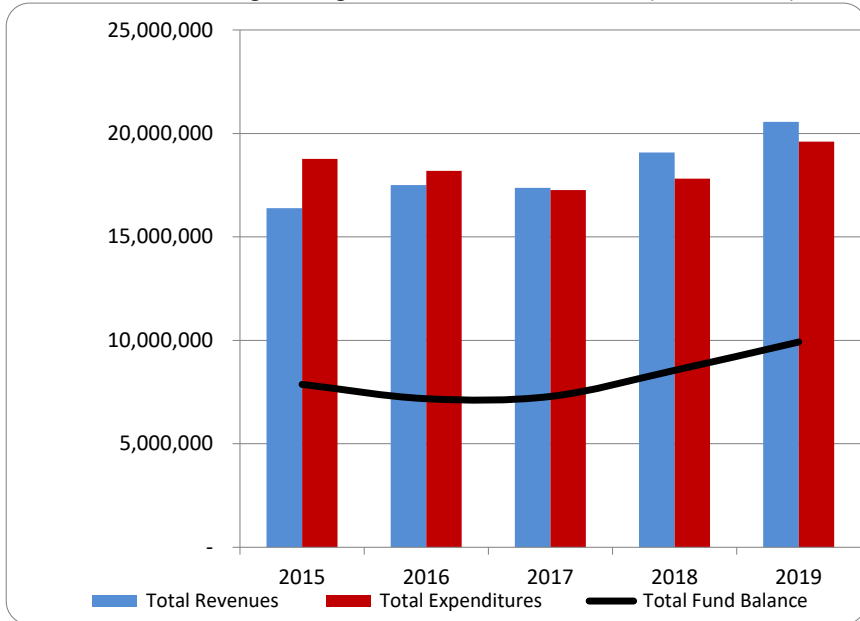
Commentary:

For more information on our unit's finances, contact Michael Huston at 231 799-6805.

**CITIZEN'S GUIDE TO LOCAL UNIT FINANCES - City of Norton Shores (21-6050)**

**FINANCIAL POSITION**

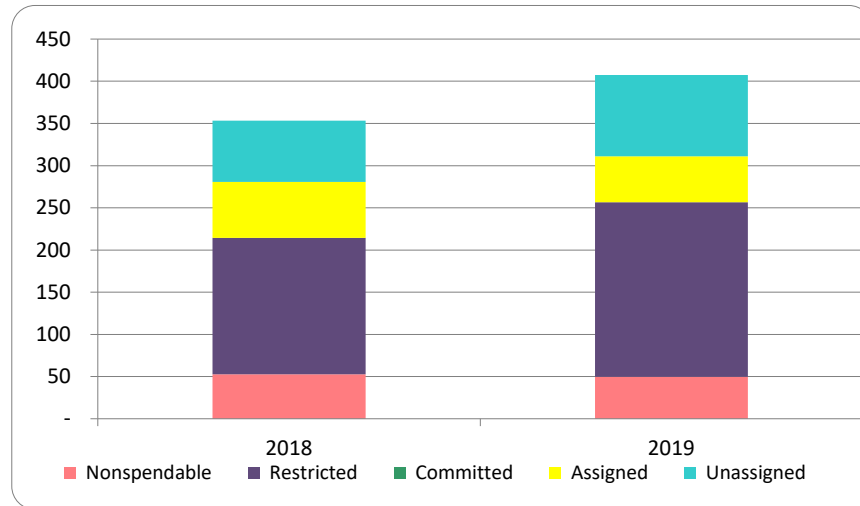
1. How have we managed our governmental fund resources (fund balance)?



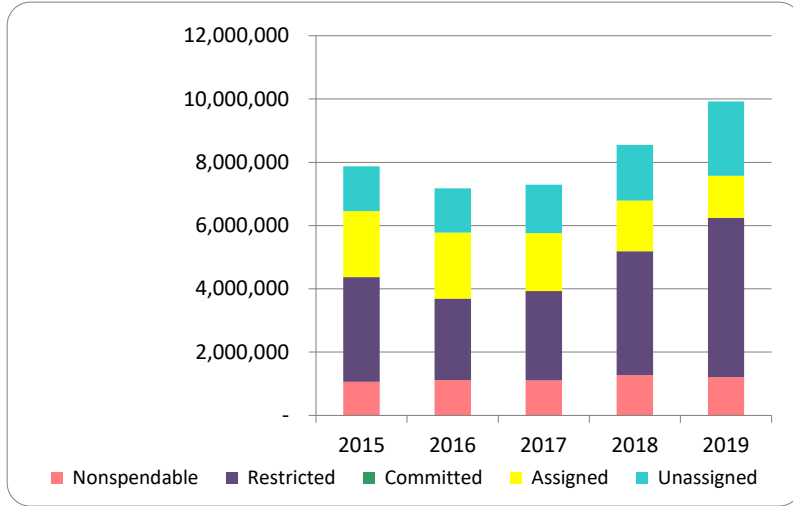
2. Compared to the prior year

	2018	2019	% change
Revenue	19,081,191	20,555,245	7.73%
Expenditures	17,819,970	19,600,868	9.99%
Surplus (shortfall)	1,261,221	954,377	-24.33%
Fund balance, by component:			
Nonspendable	1,273,108	1,213,800	-4.66%
Restricted	3,914,472	5,029,213	28.48%
Committed	-	-	N/A
Assigned	1,604,979	1,330,760	-17.09%
Unassigned	1,757,497	2,345,660	33.47%
total fund balance	8,550,056	9,919,433	16.02%

3. Fund balance per capita - compared to the prior year



4. Historical trends of individual components



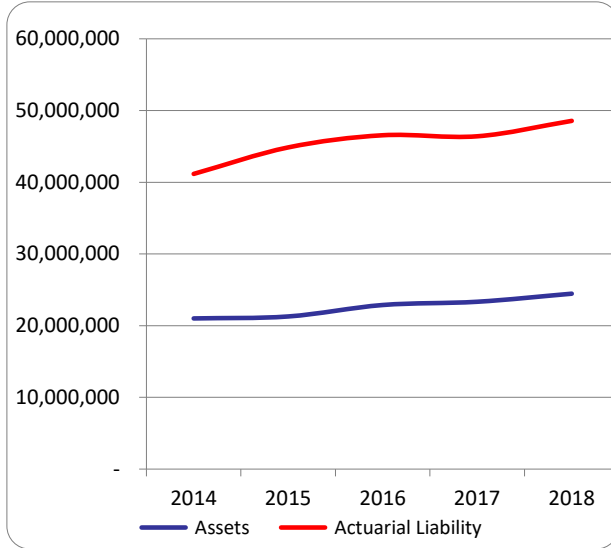
Commentary:

For more information on our unit's finances, contact Michael Huston at 231 799-6805.

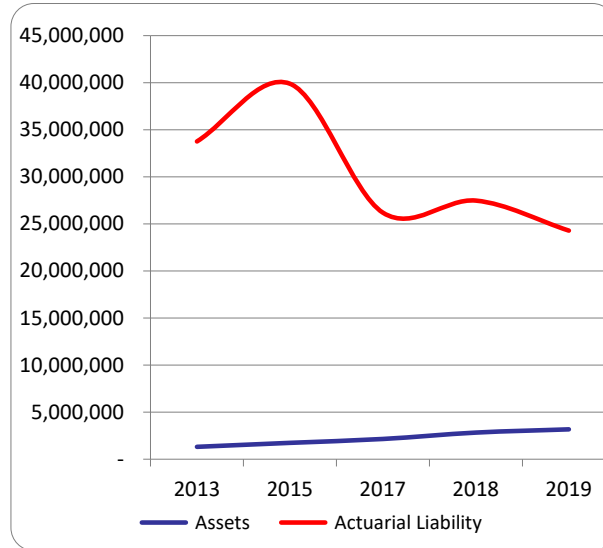
**CITIZEN'S GUIDE TO LOCAL UNIT FINANCES - City of Norton Shores (21-6050)**

**OTHER LONG TERM OBLIGATIONS**

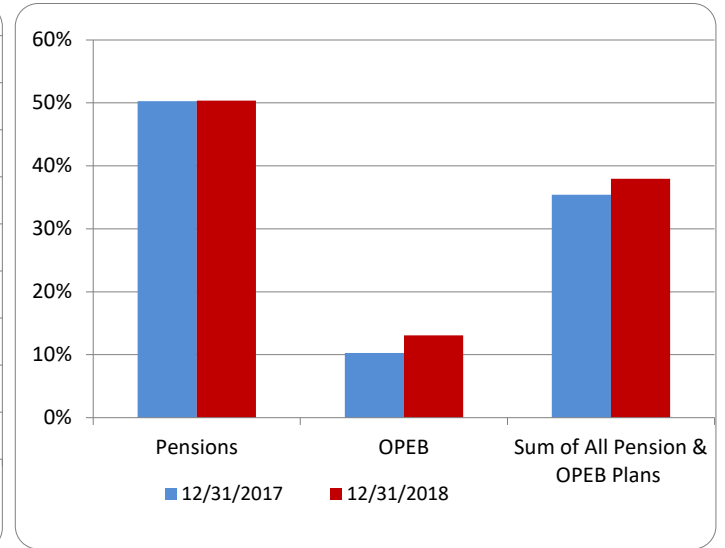
1. Pension funding status



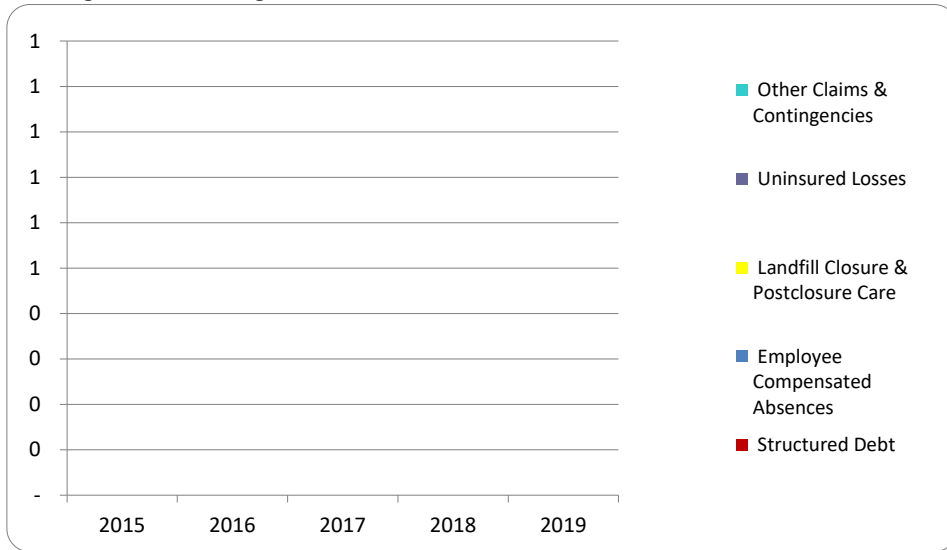
2. Retiree Health care funding status



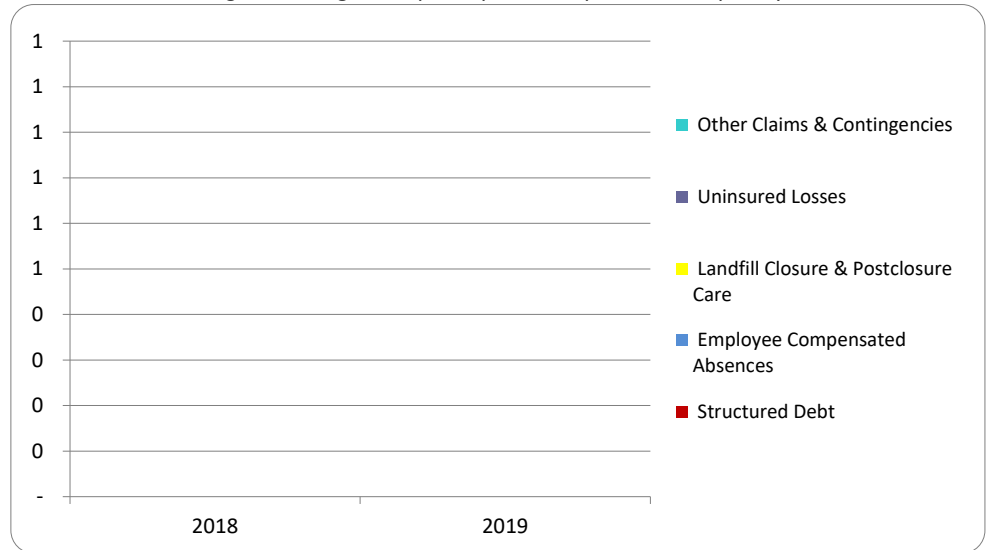
3. Percent funded - compared to the prior year



4. Long Term Debt obligations:



5. Debt & other long term obligations per capita - compared to the prior year



Commentary: