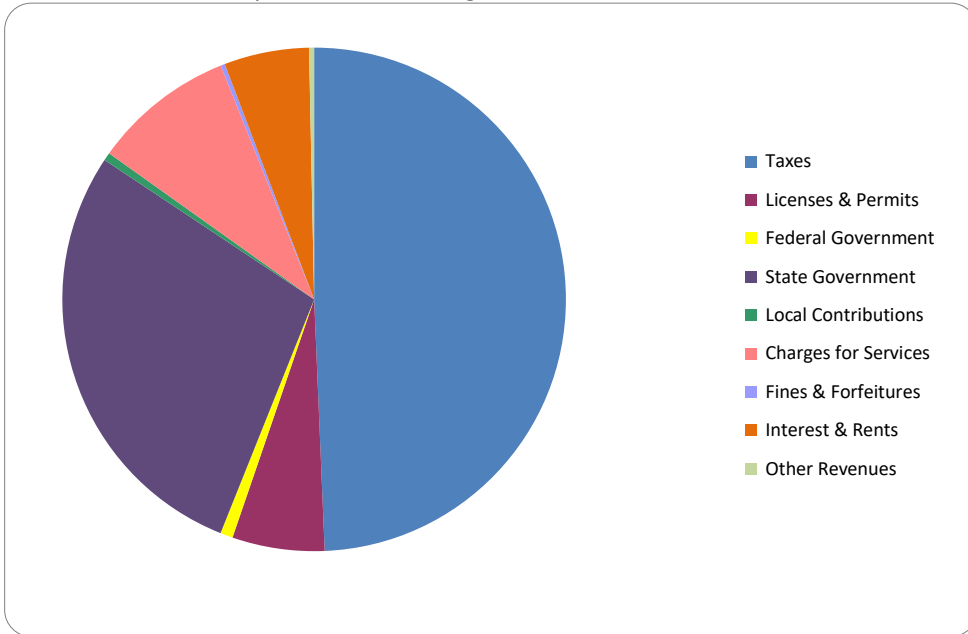


CITIZEN'S GUIDE TO LOCAL UNIT FINANCES - City of Norton Shores (61-2050)

REVENUES

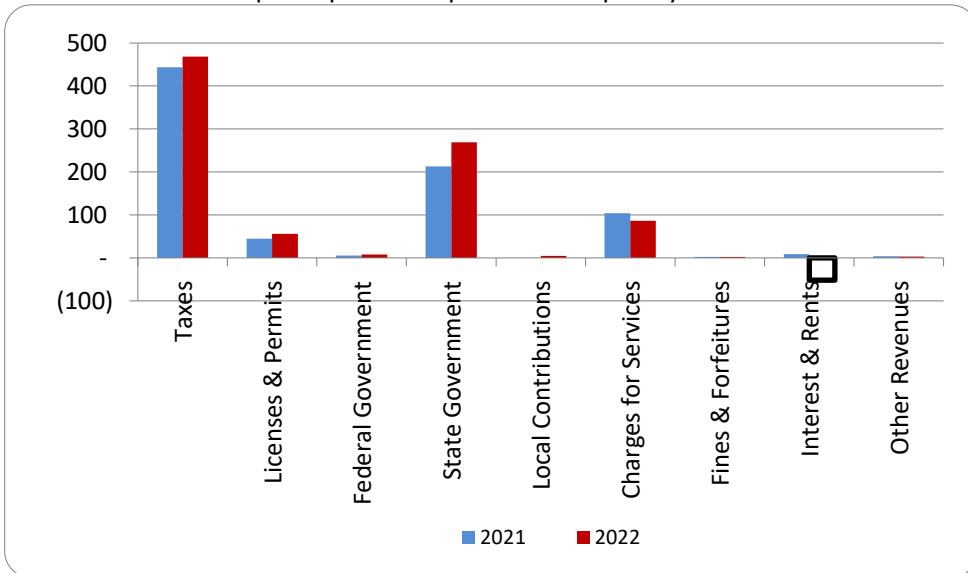
1. Where our money comes from (all governmental funds)



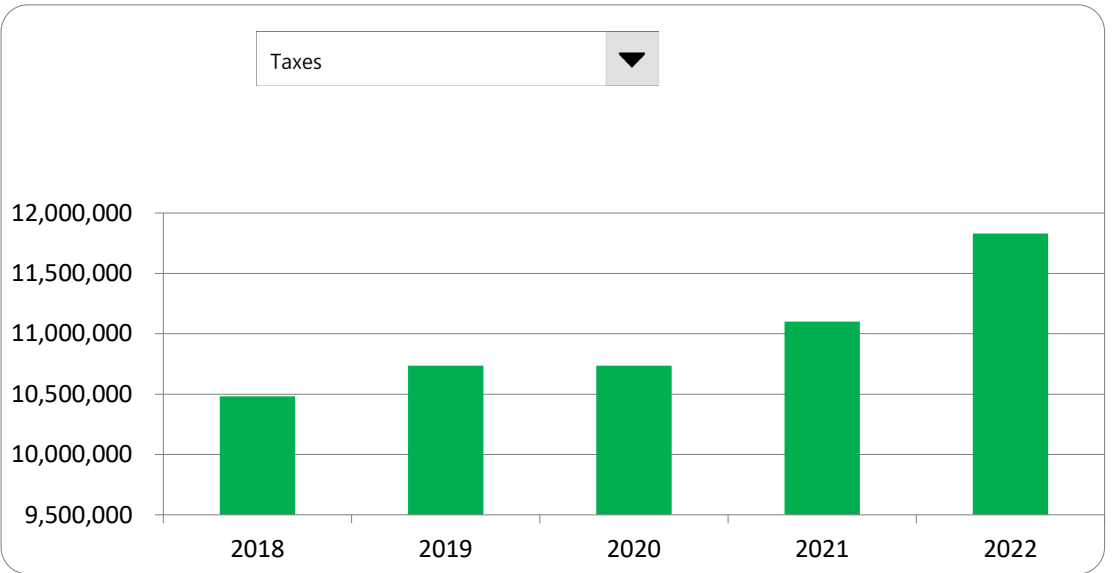
2. Compared to the prior year

	<u>2021</u>	<u>2022</u>	<u>% change</u>
Taxes	\$ 11,100,808	\$ 11,831,573	6.58%
Licenses & Permits	1,115,203	1,421,206	27.44%
Federal Government	144,981	193,112	33.20%
State Government	5,326,649	6,781,496	27.31%
Local Contributions	-	122,765	N/A
Charges for Services	2,594,049	2,181,803	-15.89%
Fines & Forfeitures	55,809	65,287	16.98%
Interest & Rents	226,858	(1,308,011)	-676.58%
Other Revenues	96,322	77,789	-19.24%
Total Revenues	\$ 20,660,679	\$ 21,367,020	3.42%

3. Revenue sources per capita - compared to the prior year



4. Historical trends of individual sources



Commentary:

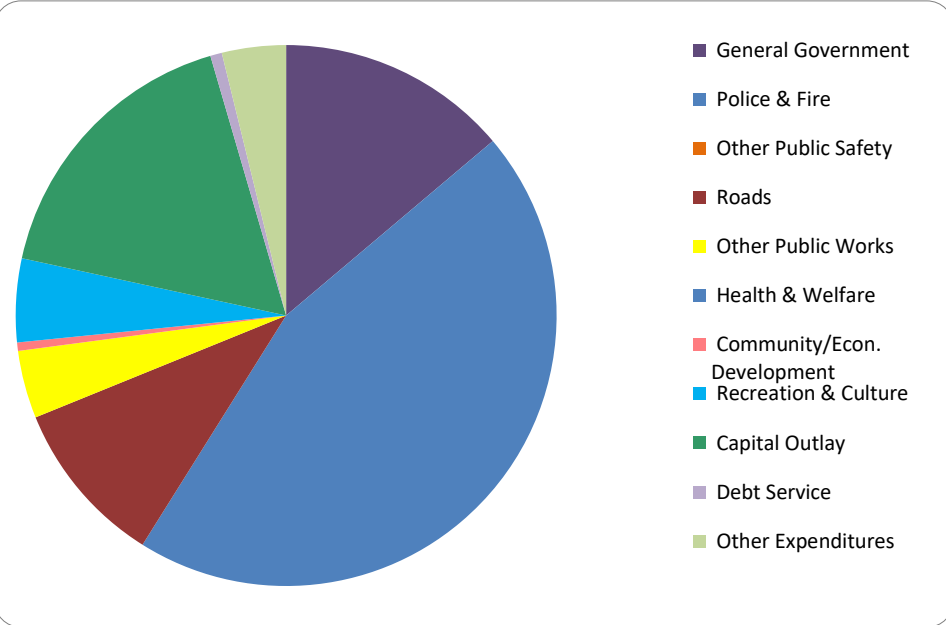
For more information on our unit's finances, contact Christopher Lyonnais at 231-799-6805.

CITIZEN'S GUIDE TO LOCAL UNIT FINANCES - City of Norton Shores (61-2050)

EXPENDITURES

1. Where we spend our money (all governmental funds)

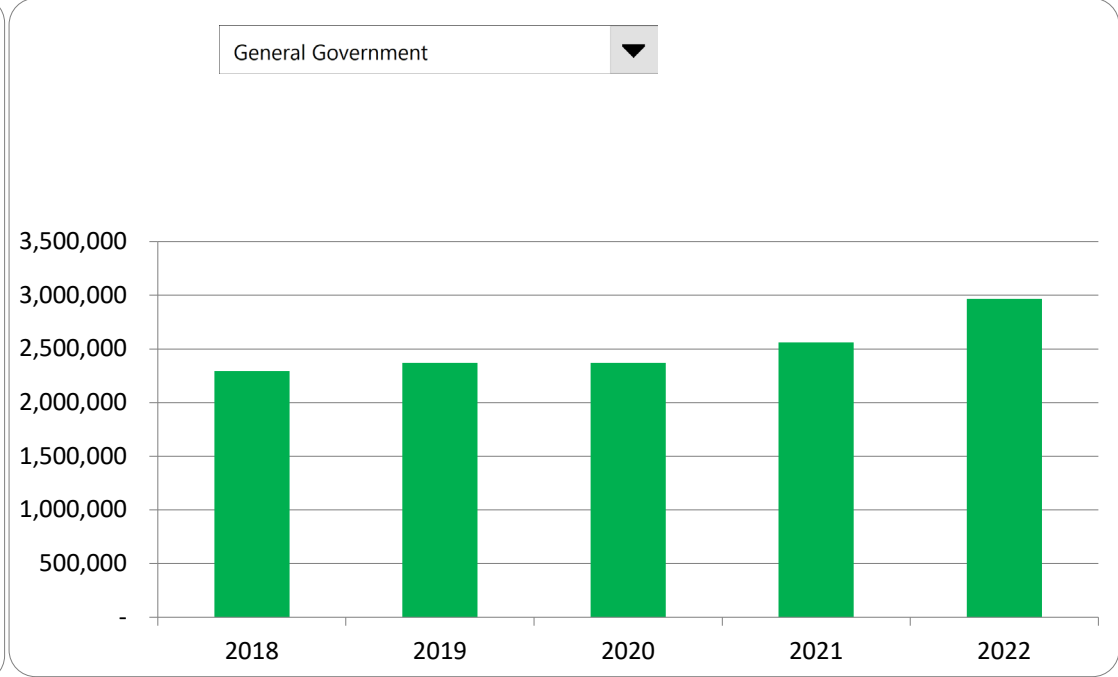
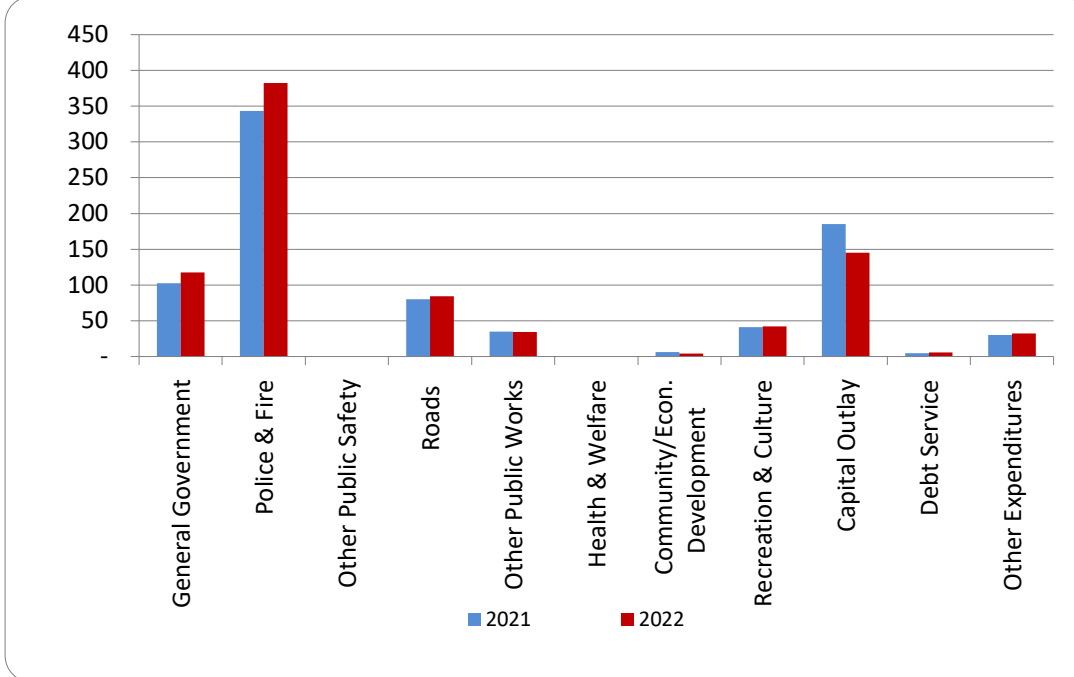
2. Compared to the prior year



	<u>2021</u>	<u>2022</u>	<u>% change</u>
General Government	\$ 2,561,057	\$ 2,965,119	15.78%
Police & Fire	8,590,955	9,654,384	12.38%
Other Public Safety	-	-	N/A
Roads	2,002,539	2,130,642	6.40%
Other Public Works	868,084	867,965	-0.01%
Health & Welfare	-	-	N/A
Community/Econ. Development	150,363	107,488	-28.51%
Recreation & Culture	1,026,220	1,068,896	4.16%
Capital Outlay	4,631,405	3,659,241	-20.99%
Debt Service	122,860	148,247	20.66%
Other Expenditures	752,373	819,896	8.97%
Total Expenditures	\$ 20,705,856	\$ 21,421,878	3.46%

3. Spending per capita - compared to the prior year

4. Historical trends of individual departments:

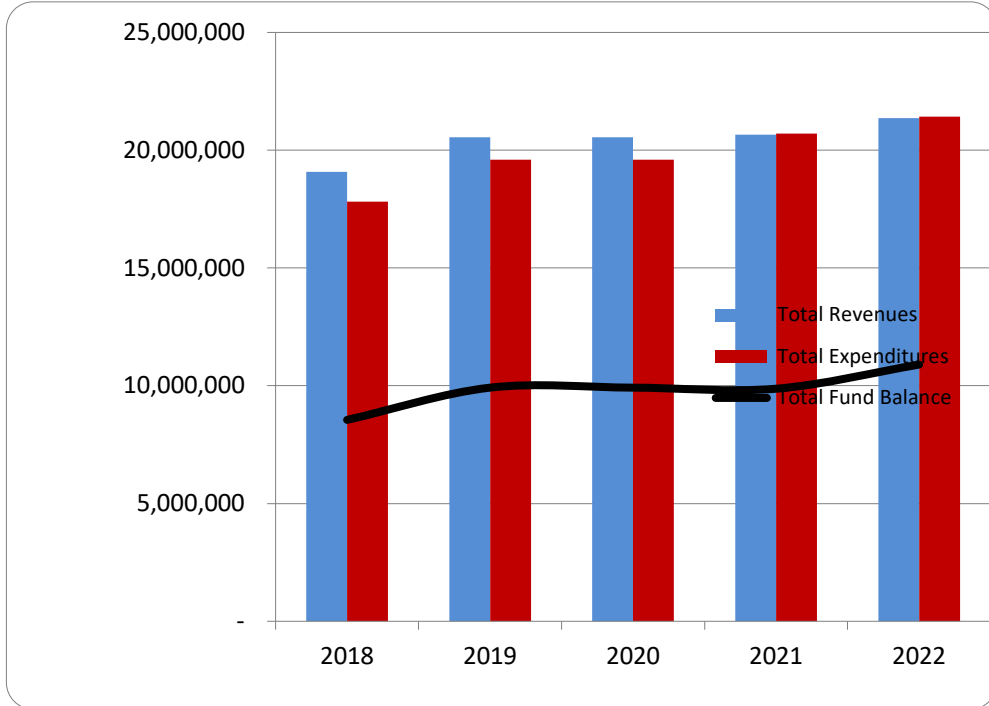


Commentary:

For more information on our unit's finances, contact Christopher Lyonnais at 231-799-6805.

CITIZEN'S GUIDE TO LOCAL UNIT FINANCES - City of Norton Shores (61-2050)

1. How have we managed our governmental fund resources (fund balance)?

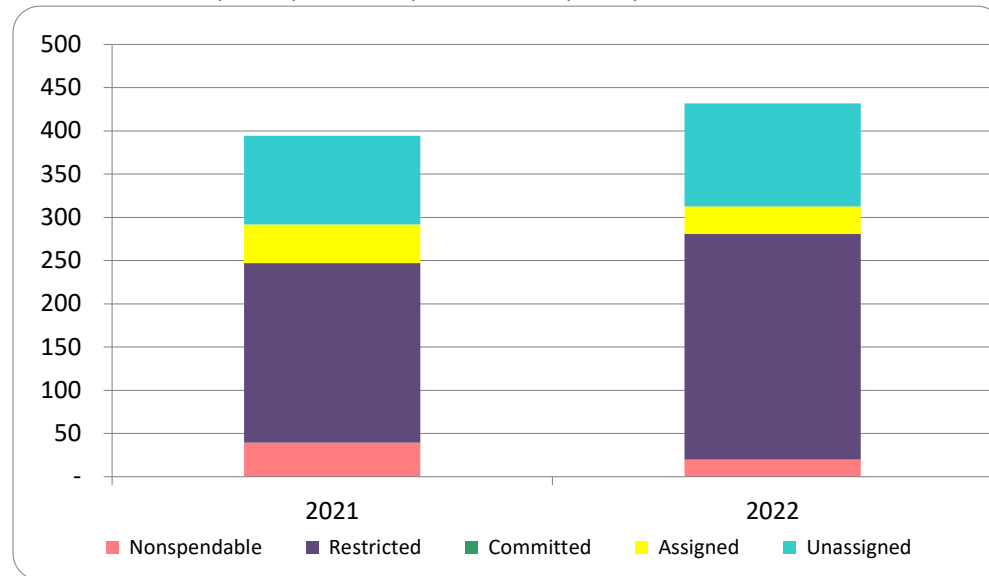


FINANCIAL POSITION

2. Compared to the prior year

	2021	2022	% change
Revenue	20,660,679	21,367,020	3.42%
Expenditures	20,705,856	21,421,878	3.46%
Surplus (shortfall)	(45,177)	(54,858)	21.43%
Fund balance, by component:			
Nonspendable	982,415	504,914	-48.60%
Restricted	5,197,884	6,576,001	26.51%
Committed	-	-	N/A
Assigned	1,125,955	809,495	-28.11%
Unassigned	2,568,002	3,007,824	17.13%
total fund balance	9,874,256	10,898,234	10.37%

3. Fund balance per capita - compared to the prior year



4. Historical trends of individual components



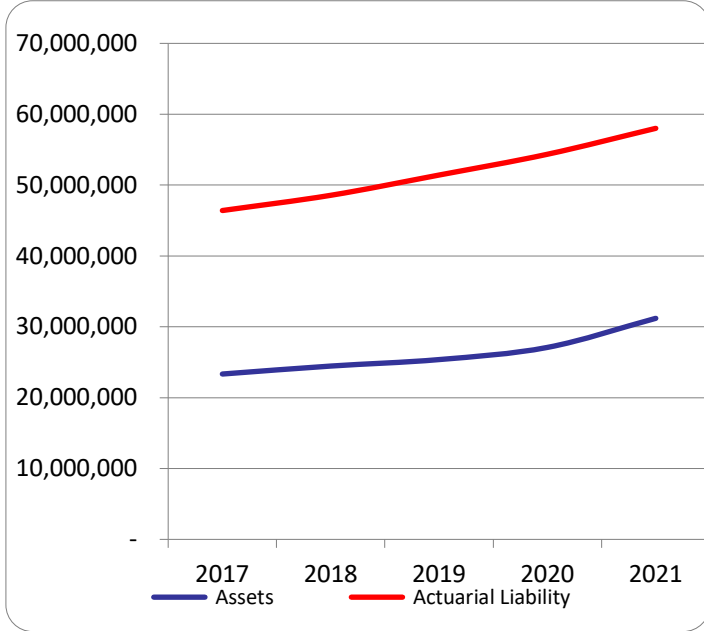
Commentary:

For more information on our unit's finances, contact Christopher Lyonnais at 231-799-6805.

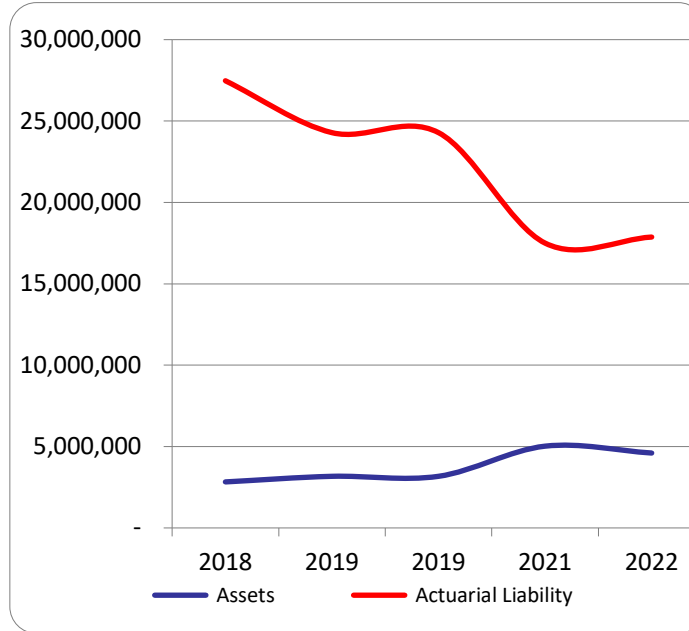
CITIZEN'S GUIDE TO LOCAL UNIT FINANCES - City of Norton Shores (61-2050)

OTHER LONG TERM OBLIGATIONS

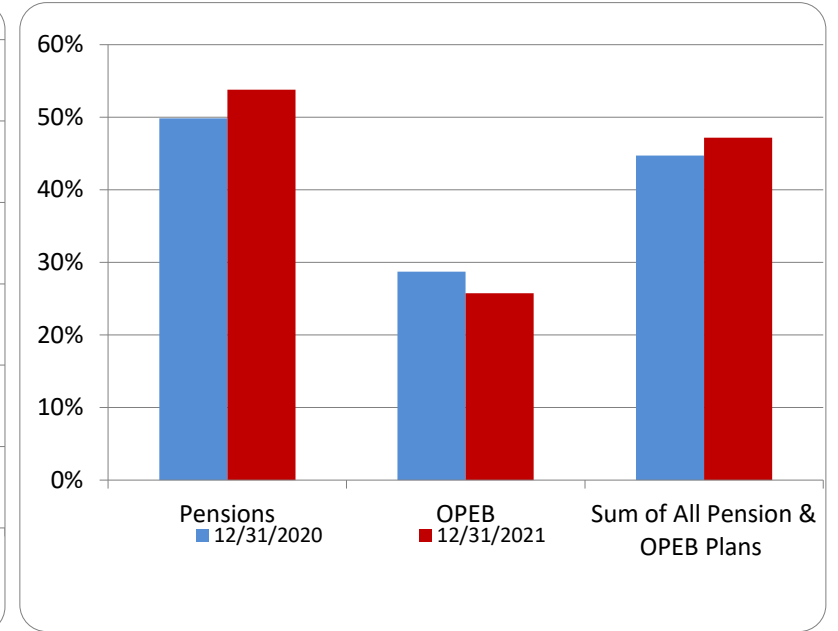
1. Pension funding status



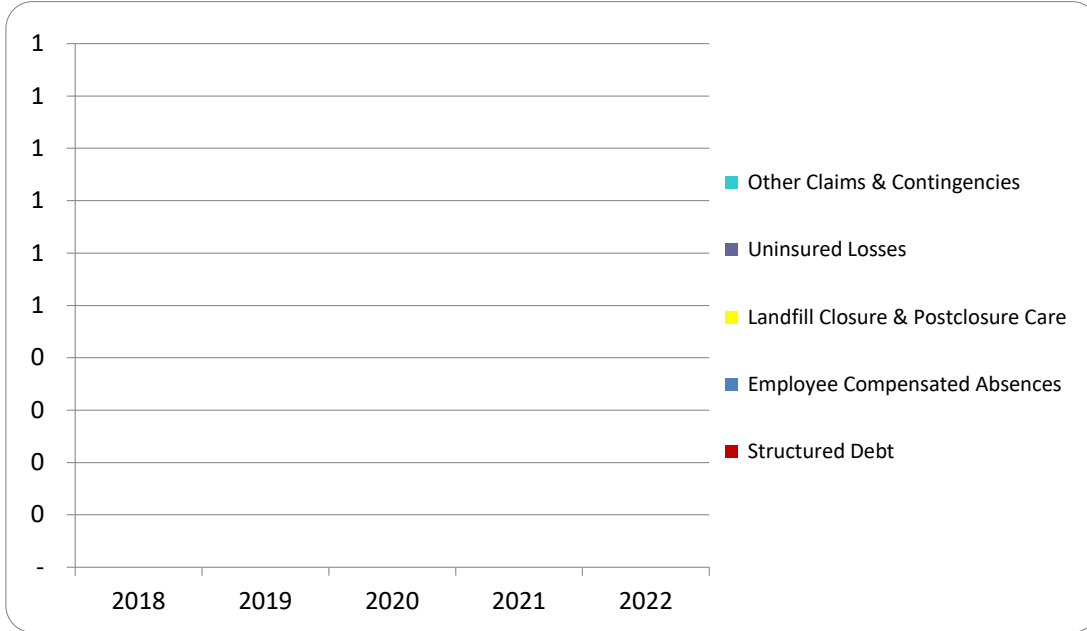
2. Retiree Health care funding status



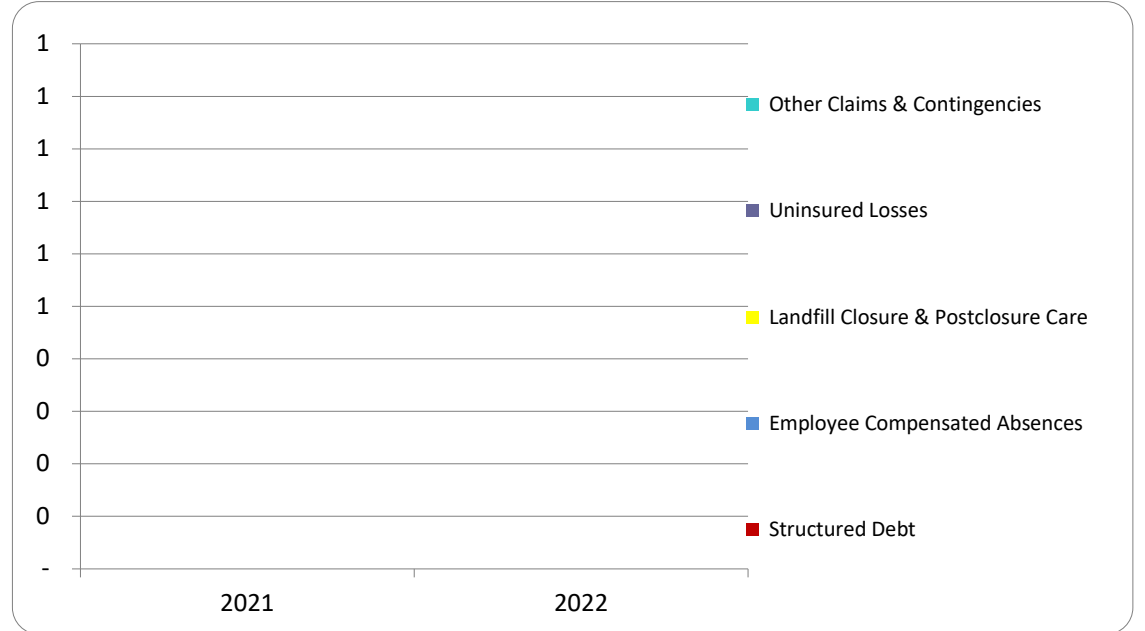
3. Percent funded - compared to the prior year



4. Long Term Debt obligations:



5. Debt & other long term obligations per capita - compared to the prior year



Commentary:

For more information on our unit's finances, contact Christopher Lyonnais at 231-799-6805.